

ANNOUNCEMENT Medical Group The Royal Photographic Society

A one day symposium in collaboration
with Moorfields Eye Hospital, London

OPHTHALMIC OCT IMAGING 2017

at Moorfields Eye Hospital, London
on Saturday 10th June 2017

The symposium will comprise of lectures from experts in ophthalmology and ophthalmic imaging. The proposed topics include:

- Current and future advances in ophthalmic imaging
- Interpretation of OCT images - qualitative and quantitative image analysis
- OCT used in research and diagnosis
- Case studies

Part of the critically acclaimed "International Images for Science 2016" exhibition featuring the world's best scientific photography will be on display.

Registration Fee: £30.00

For further details and how to book a place, please contact
Bob Tapper ASIS FRPS at medicalsecretary@rps.org



The RPS, Fenton House
122 Wells Road
Bath BA2 3AH

+44 (0)1225 325733
www.rps.org reception@rps.org

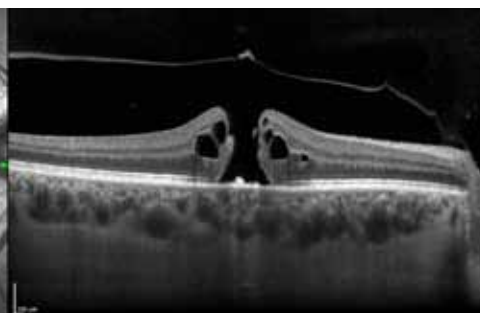
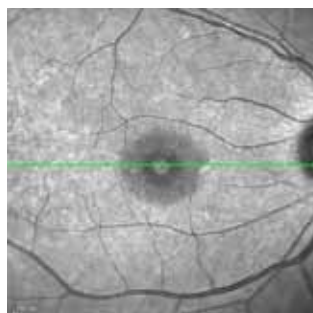
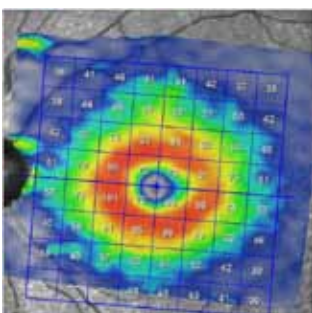
With sincere thanks to our Sponsors:

SCIENCEphotOLIBRARY

HEIDELBERG
ENGINEERING

emis care

Science Photo Library, Heidelberg Engineering, EMIS Health and EMIS Care



Images courtesy of Heidelberg Engineering